

Food Waste Recycling



Local Authority or Waste
Collectors logo goes here

BROWNbin **le**
Your new Food Waste Recycling Service



Your New Food Waste Recycling Service

We are making changes to the way your food waste is collected by having a dedicated brown bin to put food waste into. This is then sent to large composting plants to produce high quality compost.

You will no longer be allowed to put food waste into your general waste bin.

All you need to do is collect your food waste using the caddy and special compostable bags. When it is full, put the bag into your brown bin which is collected every two weeks.

Doing this will reduce the amount of food waste sent to local landfill sites and will result in food waste being made into a useful compost instead.

Your waste collector in the next few weeks will be providing you with a new food waste recycling service.


You will be provided with the following:



compostable bags



kitchen caddy



outside brown bin



What food waste can I recycle?

You can put any of the following materials into your brown bin:

- ✓ Raw or cooked food
- ✓ Meat, poultry & fish, including bones
- ✓ Leftover food from your plates and dishes
- ✓ Fruit & vegetables
- ✓ Tea bags, coffee grinds & paper filters
- ✓ Breads, cakes & biscuits
- ✓ Rice, pasta & cereals
- ✓ Dairy products (cheese, butter, yoghurt)
- ✓ Soups & sauces
- ✓ Eggs, egg shells & cardboard egg boxes
- ✓ Food soiled paper napkins, paper towels
- ✓ Newspaper (when used for wrapping food waste)
- ✓ Out of date food with packaging removed (no glass/plastic)

Grass clippings and small twigs can also be added to your large brown bin.

NO THANKS!

Please **DO NOT** put any of the following materials into your brown bin



- ✗ Plastic bags/bottles
- ✗ Packaging of any sort
- ✗ Nappies
- ✗ Glass
- ✗ Stones/soil
- ✗ Metal cans/wire
- ✗ Cardboard
- ✗ Ashes, coal or cinders
- ✗ Pet faeces or litter
- ✗ Cooking oils



IF IN DOUBT PHONE AND FIND OUT
contact your waste collection company



How do I use my kitchen caddy?



1.

Line your caddy with a compostable bag and fill with food waste.



2.

When it is full, tie the bag and put it in your brown bin.

Store your caddy in a convenient location, for example under the kitchen sink!



Frequently asked questions

What is a brown bin?

A brown bin is a bin to put all your food waste into. The contents of the brown bin are taken by your waste collector to a composting facility, where it is used to produce a high quality compost.

Many waste collectors are providing householders with two containers – a kitchen caddy to keep indoors for convenience and a larger bin to keep outdoors.

The kitchen caddy is a small lidded bin which you can keep in your kitchen to collect food waste. When the caddy is full, you can empty it into the larger brown bin (usually 20 litres or 120 litres in size), which you keep outdoors.

You may be provided with one of these bin types, or both.

Why should you use the brown bin?

- **It saves money** because it is cheaper to use than your waste bin and you become more aware of the food you waste;
- **It's better for the environment** because you are avoiding sending food waste to a landfill where it produces harmful greenhouse gases;
- **It produces a high quality compost;** and
- **Recycling food waste is the Law.**

Can I use plastic bags in my brown bin?

No. Plastic bags are made from petrochemical plastics that do not break down during composting and contaminate the process. Please remember that if plastic is found in your brown bin, your bin will not be emptied and a contamination tag will be placed on your bin to inform you of this.

Will the brown bin cost me more money?

The new brown bin system should not cost more money if waste is segregated correctly. Under By-laws and National Waste Policy, your waste collector must encourage recycling by offering a lesser charge for collecting your brown bin than your general waste bin.

The most expensive waste stream of all is general waste (landfill waste). There is a Government levy on waste going to landfill, therefore by putting food waste into your brown bin instead you avoid this levy and save money.

If you have any queries contact your waste collector or visit the national information website for more details:

BROWNbin  **ie**
Your new Food Waste Recycling Service



Tips For Recycling Food Waste

- Only use the special compostable bags to line your caddy.
- You can purchase additional compostable bags (identified by a seedling logo and the word 'compostable') from your local supermarket. For more details on compostable bags visit www.brownbins.ie
- Keep your kitchen caddy where it's easily accessible or under your kitchen bench.
- Keep your caddy clean by rinsing with water and wiping with kitchen towel.
- You are no longer allowed by Irish law to put food waste into your general waste bin.
- Your food waste is collected and brought to a large composting site where high quality compost is produced which is used in landscaping, in gardens and on agricultural land. It is important that you do not put any glass, metal or plastic into your brown bin as it will make the material more difficult to compost and will lower the quality of the compost produced.
- If you have any queries about the scheme contact your waste collector.

